



# **SPECIAL NEEDS STROLLERS**

## CATALOGUE

[www.rtdaus.com.au](http://www.rtdaus.com.au)

mouse



POLISH MANUFACTURER  
OF SPECIAL NEEDS STROLLERS

The MOUSE special needs stroller is designed for the smallest children who are unable to walk or sit in a correct position as a result of injuries, diseases or motor dysfunctions. The stroller is suitable for children at a height of 80-110 cm and a weight of 30 kg.

Thanks to the backrest tilt and recline feature as well as adjustable torso and head pads you may easily adjust MOUSE to the required position and ensure the user with optimal protection and stability.

The shock-absorbing suspension on all four, large, gel-filled wheels together with the tilt-foot facilitate travel on uneven terrain. Modern and stylish design is an additional advantage of this stroller.

**INDICATIONS:**

- paralysis and paresis of lower limbs of various origins
- paralysis and paresis of the trunk
- weakening of postural muscles responsible for maintaining the correct body position
- cerebral palsy
- myelomeningocele
- muscular dystrophies



# colour options.



**UPHOLSTERY**  
*synthetic*



**FRAME**  
*spray painted / glossy*



# features. *safety and comfort*

## TILT IN SPACE SEAT *simple mechanism*



8°-23°

4 positions

## RECLINING BACKREST *wide range of adjustments*



16° - 88°

4 positions

## ADJUSTABLE AND ANGLE TILT FOOTREST *simple and quick adjustment*



84° - 173°

6 positions

## SEAT MINIMIZING KIT *reducing insert*



The SEAT MINIMIZING KIT in MOUSE is a comfortable, one-piece insert that allows you to reduce both width and depth of the seat.

## STABILIZATION SYSTEM *adjustable pads*



The head and torso support consists of two pairs of independent pads that are height, width and angle adjustable. Its wide range of adjustments and simplicity gives you a fast and effective adaptation to the user's individual needs.

## LYING POSITION *wide range of backrest recline*



With a fully adjustable seat and footrest you may quickly alter the stroller into a cozy bed perfect for a short rest or a nap.

## REVERSIBLE SEAT

*arrange your travel easily*



The design of the stroller allows you to easily rotate the seat opposite to the driving direction. Thanks to this feature you can keep an eye on your child all the time.

## FOLDING LIGHTWEIGHT FRAME

*ease of storage,  
transportation and dismantling*



The construction of main elements allows you to dismantle Mouse into 3 separate units (frame, seat and wheels).

## DRIVING SUPPORT

*comfort for the bumpiest  
journeys*

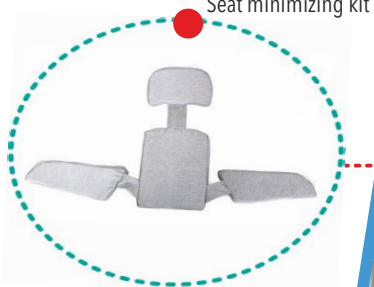



The stroller is equipped with a shock-absorbing suspension on all four wheels and an adjustable rear suspension in the rear wheels, swivel front castor wheels with option to lock, central brake and a tilt-foot.


# functional accessories *in practice*



Canopy with window  
torso / head pads



Seat minimizing kit



Adjustable footrest


Swivel front castor wheels  
with option to lock



Quick release mount on all 4 wheels



# accessories. *wide range of equipment*




seat minimizing kit



head / torso adjustable pads



abduction belts



adjustable wedge



safety barrier



therapy tray



tourist bag



shopping basket



winter sleeping bag



mosquito net



rain cover

## Specifications

### TECHNICAL DATA OF A STROLLER READY TO DRIVE

- seat width 24\* / 32 cm
- seat depth 22\* / 26 cm
- backrest height 52 cm
- footrest adjustable within 14,5 - 23 cm
- dimension after folding: frame L 84 x W 58 x H 25 cm / seat L 72 x W 42 x H 39 cm
- total weight 17,2 - 23,2 kg
- total length 95 - 124 cm
- total height 122 - 134 cm
- total width 60 cm

### USER PARAMETERS

- growth 80 - 110 cm
- maximum weight 30 kg

\* with seat minimizing kit

Mewa



**POLISH MANUFACTURER  
OF SPECIAL NEEDS STROLLERS**

The MEWA special needs stroller is designed for children who are unable to walk or sit in a correct position as a result of injuries, diseases or motor dysfunctions. The stroller is suitable for children at a height of 90-125 cm and a weight of 40 kg.

Thanks to the backrest tilt and recline feature as well as adjustable torso and head pads you may easily adjust MEWA to the required position and ensure the user with optimal protection and stability.



The shock-absorbing suspension on all four, large, gel-filled wheels together with the tilt-foot facilitate travel on uneven terrain. Modern and stylish design is an additional advantage of this stroller.

**INDICATIONS:**

- paralysis and paresis of lower limbs of various origins
- paralysis and paresis of the trunk
- weakening of postural muscles responsible for maintaining the correct body position
- cerebral palsy
- myelomeningocele
- muscular dystrophies



# colour options.

  **UPHOLSTERY**  
synthetic

 **FRAME**  
spray painted / glossy



# features. *safety and comfort*

## TILT IN SPACE SEAT

*simple mechanism*



5,5°-21,5°

4 positions

## RECLINING BACKREST

*wide range of adjustments*



8° - 86°

4 positions

## ADJUSTABLE AND ANGLE TILT FOOTREST

*simple and quick adjustment*



64° - 180°

5 positions

## SEAT MINIMIZING KIT

*reducing inserts*



The SEAT MINIMIZING KIT in MEWA is a set of 4 comfortable, independent inserts that allows you to reduce both width and depth of the seat.

## STABILIZATION SYSTEM

*adjustable pads*



The head and torso support consists of two pairs of independent pads that are height, width and angle adjustable. Its wide range of adjustments and simplicity gives you a fast and effective adaptation to the user's individual needs.

## LYING POSITION

*wide range of backrest recline*



With a fully adjustable seat and footrest you may quickly alter the stroller into a cozy bed perfect for a short rest or a nap.

## REVERSIBLE SEAT

arrange your travel easily



The design of the stroller allows you to easily rotate the seat opposite to the driving direction. Thanks to this feature you can keep an eye on your child all the time.

## FOLDING LIGHTWEIGHT FRAME

ease of storage,  
transportation and dismantling



The construction of main elements allows you to dismantle MEWA into 3 separate units (frame, seat and wheels).

## DRIVING SUPPORT

comfort for the bumpiest  
journeys



The stroller is equipped with a shock-absorbing suspension on all four wheels and an adjustable rear suspension in the rear wheels, swivel front castor wheels with option to lock, central brake and a tilt-foot.

# functional accessories . *in practice*





# accessories. *wide range of equipment*



seat minimizing kit



seat minimizing kit



seat minimizing kit



head / torso adjustable pads



abduction belts



adjustable wedge



safety barrier



therapy tray



tourist bag



shopping basket



winter sleeping bag












mosquito net



rain cover

## Specifications

### TECHNICAL DATA OF A STROLLER READY TO DRIVE

-  seat width 25\* / 32 cm
-  seat depth 24\* / 28 cm
-  backrest height 62 cm
-  footrest adjustable within 17 - 32 cm
-  total weight 20 - 28 kg
-  total length 94 - 126 cm
-  total height 124 - 129 cm
-  total width 65 cm
-  dimension after folding: frame L 84 x W 64 x H 26 cm / seat L 88 x W 43 x H 42 cm

### USER PARAMETERS

-  growth 90 - 125 cm
-  maximum weight 40 kg

\* with seat minimizing kit

The GRIZZLY special needs stroller is designed for the children who are unable to walk or sit in a correct position as a result of injuries, diseases or motor dysfunctions. The stroller is suitable for children at a height of 85-140 cm and a weight of 45 kg.

Grizzly is equipped with the "I GROW WITH YOU" system that allows for a smooth extension of the backrest height and seat depth as your child grows. Moreover Grizzly offers you a comprehensive stabilization system consisting of adjustable pads at the level of the head, hips and chest - together with a fully adjustable footrest, tilt in space seat and reclining backrest we bring you a stroller that is tailored to fit your child's needs in 100% and will serve for years.

Grizzly is crash tested and it ensures safety while transporting children in specially adapted vehicles.

**INDICATIONS:**

- paralysis and paresis of lower limbs of various origins
- paralysis and paresis of the trunk
- weakening of postural muscles responsible for maintaining the correct body position
- cerebral palsy
- myelomeningocele
- muscular dystrophies



## colour options.



**UPHOLSTERY**

synthetic



**FRAME**

spray painted / glossy



# features. *safety and comfort*

## **TILT IN SPACE SEAT** *simple mechanism*



0°-30°

4 positions

## **RECLINING BACKREST** *wide range of adjustments*



0°- 81°

6 positions


## **ADJUSTABLE AND ANGLE TILT FOOTREST** *simple and quick adjustment*



55°- 180°


5 positions

## **I GROW WITH YOU** *extensive adjustment options*



"I GROW WITH YOU" system allows to extend:  
- the seat depth up to 37 cm  
- backrest height up to 70 cm  
(no tools required)  
Designed to adapt and evolve!

## **STABILIZATION SYSTEM** *safety and stability*



A complete support system consisting of a four independent pairs of pads (head, torso, hips and lateral) guarantees maximum of adjustment possibilities as well as highest comfort and safety during travel.

## **LYING POSITION** *wide range of backrest recline*



With a fully adjustable seat and footrest you may quickly alter the stroller into a cozy bed perfect for a short rest or a nap.

### REVERSIBLE SEAT

*arrange your travel easily*



The design of the stroller allows you to easily rotate the seat opposite to the driving direction. Thanks to this feature you can keep an eye on your child all the time.

### FOLDING LIGHTWEIGHT FRAME

*ease of storage, transportation and dismantling*



The construction of main elements allows you to dismantle GRIZZLY into 3 separate units (frame, seat and wheels).

### DRIVING SUPPORT

*comfort for the bumpiest journeys*



The stroller is equipped with a shock-absorbing suspension on all four wheels and an adjustable rear suspension in the rear wheels, swivel front castor wheels with option to lock, central brake and a tilt-foot.

## functional accessories . *in practice*



Canopy with window



hips / side / torso / head pads

Safety barrier



Footrest with angle adjustment



Swivel front castor wheels with option to lock



Quick release mount on all 4 wheels



# accessories. *wide range of equipment*



head / torso / hips adjustable pads



side pads



abduction belts



wedge



canopy with window



safety barrier



shopping basket



tourist bag



therapy tray



rain cover












winter sleeping bag





mosquito net

## Specifications

### TECHNICAL DATA OF A STROLLER READY TO DRIVE

-  seat width 18\* - 40 cm
-  seat depth 25 - 37 cm
-  backrest height 57 - 70 cm
-  footrest adjustable within 23 - 40,5 cm
-  total weight 20 - 28 kg
-  total length 97 - 115 cm
-  total height 108 - 123 cm
-  total width 65 cm
-  dimension after folding: frame L 80 x W 64 x H 35 cm / seat L 72 x W 43 x H 47 cm

### USER PARAMETERS

-  growth 85 - 140 cm
-  maximum weight 45 kg

\* with adjustable pads



**POLISH MANUFACTURER  
OF SPECIAL NEEDS STROLLERS**

The Yeti special needs stroller is designed for larger/older children who are unable to walk or sit in a correct position as a result of injuries, diseases or motor dysfunctions. The stroller is suitable for users at a height of 130-175 cm and a weight of 80 kg.

Its heavy-duty construction is equipped with the "I GROW WITH YOU" system (smooth extension of the backrest height and the seat depth as your child grows) and adjustable tension system which allows to adjust the proper upholstery tension both on the seat and the backrest guarantees you a support for many years.

Moreover, Yeti's solid suspension along with a fast folding mechanism, tilted seat, reclining backrest and a wide range of accessories significantly simplify the everyday use irrespective of the weather conditions and time of the year. Modern and practical design is his additional asset.

**INDICATIONS:**

- paralysis and paresis of lower limbs of various origins
- paralysis and paresis of the trunk
- weakening of postural muscles responsible for maintaining the correct body position
- cerebral palsy
- myelomeningocele
- muscular dystrophies



# colour options.

		<b>UPHOLSTERY</b> <i>synthetic</i>			<b>FRAME</b> <i>spray painted / matt</i>
--	--	---------------------------------------	--	--	---



# features. *safety and comfort*

## TILT IN SPACE SEAT

*simple mechanism*



9,5°-29°

5 positions

## RECLINING BACKREST

*wide range of adjustments*



3° - 99°

8 positions

## ADJUSTABLE AND ANGLE TILT FOOTREST

*simple and quick adjustment*



80° - 180°

6 positions

## SEAT ADJUSTMENTS

*reducer cushions*



Reducer cushions set consisting of 4 independent velcro pads offers an additional adaptation of the seat interior through simple attaching of the pads at desired position. Easy adjustment of seat width and depth at your fingertips.

## I GROW WITH YOU

*extensive adjustment options*



"I GROW WITH YOU" system allows to extend:  
- the seat depth up to 45 cm  
- backrest height up to 85 cm  
(tools required)  
Designed to adapt and evolve!

## LYING POSITION

*wide range of backrest recline*



With a fully adjustable seat and footrest you may quickly alter the stroller into a cozy bed perfect for a short rest or a nap.

**WINDSTOPPER**  
*multifunctional upholstery*



YETI is equipped with a multifunction windstopper that not only comes in handy during windy conditions but also protects against unnecessary arm movement and limits visual stimulation.

**FOLDING LIGHTWEIGHT FRAME**  
*ease of storage and transportation*



The one-piece construction of YETI stroller allows for a quick and easy folding which facilitates daily use, storage and transport.

**DRIVING SUPPORT**  
*comfort for the bumpiest journeys*



The stroller is equipped with adjustable rear suspension in the rear wheels, swivel front castor wheels with option to lock, central brake and a tilt-foot.

## functional accessories . *in practice*



Canopy with window

5-point safety belt

Headrest

Reducer cushions

Abduction belts

Quick release mount on all 4 wheels

Wedge

Swivel front castor wheels  
with option to lock



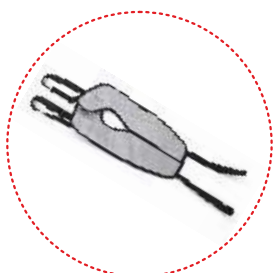
# accessories. *wide range of equipment*



reducer cushions



headrest



abduction belts



adjustable wedge



canopy with window



safety barrier



shopping basket



tourist bag



therapy tray



winter sleeping bag



mosquito net





rain cover

## Specifications

### TECHNICAL DATA OF A STROLLER READY TO DRIVE

-  seat width 28\* / 43 cm
-  seat depth 31 - 45 cm
-  backrest height 65 - 85 cm
-  footrest adjustable within 28,5 - 43,5 cm
-  total weight 24 - 28,6 kg
-  total length 114,5 - 146 cm
-  total height 117 - 138 cm
-  total width 66 cm
-  dimension after folding: L 110 x W 66 x H 50 cm

### USER PARAMETERS

-  growth 130 - 175 cm
-  maximum weight 80 kg

\* with reducer cushions



**REHAB TECHNOLOGY DISTRIBUTION**

**Rehab Technology Distribution (RTD)**

**W: [www.rtdaus.com.au](http://www.rtdaus.com.au)**

**E: [therapy@rtdaus.com.au](mailto:therapy@rtdaus.com.au)**

**P: (02) 9838 8869**